

# 32 Series

## Institutional Plate Casters

32 series institutional plate casters are ideal for applications where quiet, smooth operation is important. Many feature integrated precision ball bearings and thread guards.

Capacity: up to 300 lbs

Wheel Sizes: 3", 3-1/2", 4", 5"

Available Bearings: Plain (P), Precision Ball (B), or Delrin (D)

Available Brakes: Tread Brake

Other Options: Optional Top Plates 31 and 33, change 32 in part number



## Polyurethane

Swivel	Rigid	Swivel with Brake	Bearing	Wheel Size	Overall Height	Cap	Plate Option
32PPB30S	32PPB30R	32PPB30S-TB	Prec. Ball	3" x 1-1/4"	3-13/16"	225 lbs	
32PPD30S	32PPD30R	32PPD30S-TB	Delrin	3" x 1-1/4"	3-13/16"	225 lbs	
32PPB35S	32PPB35R	32PPB35S-TB	Prec. Ball	3-1/2" x 1-1/4"	4-3/4"	250 lbs	31, 33
32PPD35S	32PPD35R	32PPD35S-TB	Delrin	3-1/2" x 1-1/4"	4-3/4"	250 lbs	31, 33
32PPB40S	32PPB40R	32PPB40S-TB	Prec. Ball	4" x 1-1/4"	5"	300 lbs	31, 33
32PPD40S	32PPD40R	32PPD40S-TB	Delrin	4" x 1-1/4"	5"	300 lbs	31, 33
32PPB50S	32PPB50R	32PPB50S-TB	Prec. Ball	5" x 1-1/4"	6-1/8"	300 lbs	31, 33
32PPD50S	32PPD50R	32PPD50S-TB	Delrin	5" x 1-1/4"	6-1/8"	300 lbs	31, 33

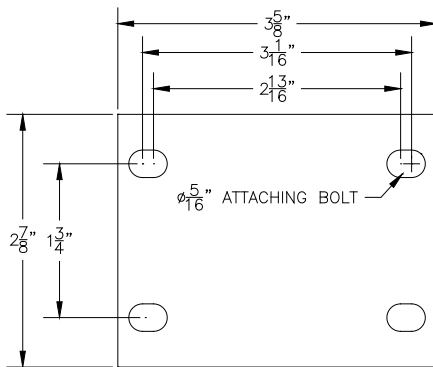


## Thermoplastic Rubber

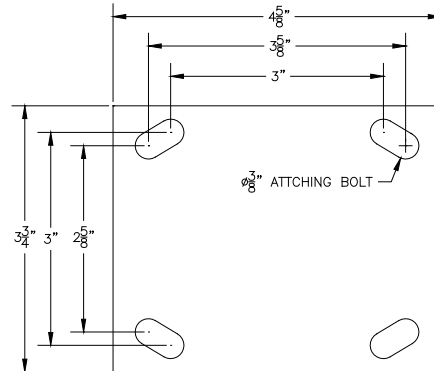
Swivel	Rigid	Swivel with Brake	Bearing	Wheel Size	Overall Height	Cap	Plate Option
32TRB30S	32TRB30R	32TRB30S-TB	Prec. Ball	3" x 1-1/4"	3-13/16"	225 lbs	
32TRD30S	32TRD30R	32TRD30S-TB	Delrin	3" x 1-1/4"	3-13/16"	225 lbs	
32TRB35S	32TRB35R	32TRB35S-TB	Prec. Ball	3-1/2" x 1-1/4"	4-3/4"	250 lbs	31, 33
32TRD35S	32TRD35R	32TRD35S-TB	Delrin	3-1/2" x 1-1/4"	4-3/4"	250 lbs	31, 33
32TRB40S	32TRB40R	32TRB40S-TB	Prec. Ball	4" x 1-1/4"	5"	300 lbs	31, 33
32TRD40S	32TRD40R	32TRD40S-TB	Delrin	4" x 1-1/4"	5"	300 lbs	31, 33
32TRB50S	32TRB50R	32TRB50S-TB	Prec. Ball	5" x 1-1/4"	6-1/8"	300 lbs	31, 33
32TRD50S	32TRD50R	32TRD50S-TB	Delrin	5" x 1-1/4"	6-1/8"	300 lbs	31, 33



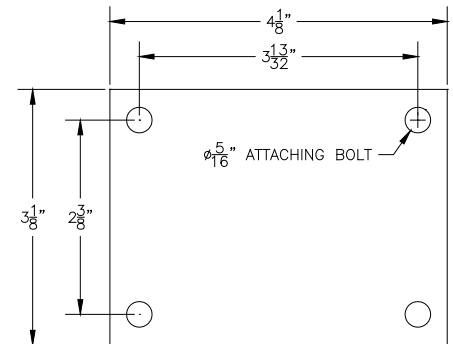
## 32 Top Plate Dimensions



## 31 Top Plate Dimensions



## 33 Top Plate Dimensions



## Polypropylene

Swivel	Rigid	Swivel with Brake	Bearing	Wheel Size	Overall Height	Cap	Plate Option
32POP30S	32POP30R	32POP30S-TB	Plain	3" x 1-1/4"	3-13/16"	225 lbs	
32POP35S	32POP35R	32POP35S-TB	Plain	3-1/2" x 1-1/4"	4-3/4"	250 lbs	31, 33
32POP40S	32POP40R	32POP40S-TB	Plain	4" x 1-1/4"	5"	300 lbs	31, 33
32POP50S	32POP50R	32POP50S-TB	Plain	5" x 1-1/4"	6-1/8"	300 lbs	31, 33
32GHP40S	32GHP40R	32GHP40S-TB	Plain	4" x 1-1/2"	5"	300 lbs	31, 33



Our GH - Reinforced Hi-Temp Polypropylene wheels work up to 475°F sustained and 525°F intermittently. Perfect for bakeries!

## Hard Rubber

Swivel	Rigid	Swivel with Brake	Bearing	Wheel Size	Overall Height	Cap	Plate Option
32HRP30S	32HRP30R	32HRP30S-TB	Plain	3" x 1-1/4"	3-13/16"	225 lbs	
32HRP35S	32HRP35R	32HRP35S-TB	Plain	3-1/2" x 1-1/4"	4-3/4"	250 lbs	31, 33
32HRP40S	32HRP40R	32HRP40S-TB	Plain	4" x 1-1/4"	5"	300 lbs	31, 33
32HRP50S	32HRP50R	32HRP50S-TB	Plain	5" x 1-1/4"	6-1/8"	300 lbs	31, 33

